



SECRETS TO A SUCCESSFUL CIRCLE TIME



SEARCH: “CIRCLE TIME”

- What happens in circle time?
- Is circle time important?
- Is circle time Developmentally Appropriate?
- How do you have a successful circle time?



WHAT DO WE KNOW ABOUT CIRCLE TIME?

K-W-L Chart

Topic: _____

What I K now	What I W ant to Know	What I L earned



CIRCLE TIME IN ACTION



WHAT IS YOUR PURPOSE?



BRAINSTORM AS A TABLE

- What do you do?
- What you have tried?
- What might you like to do?




NINE CIRCLE TIME TIPS

1. A community experience
2. An interactive experience
3. A hands-on experience
4. A movement experience
5. A read-aloud experience
6. A visual experience
7. A responsive experience
8. A routine experience
9. A sensitive experience



A COMMUNITY EXPERIENCE

- **Circle Time Tip #1:** *Think of circle time as a way to foster a sense of community where everyone is a valued member of that community.*



AN INTERACTIVE EXPERIENCE

- **Circle Time Tip #2:** *Make circle time an interactive experience by seeking out ways to keep your students actively involved, rather than passively sitting while you do all the talking*



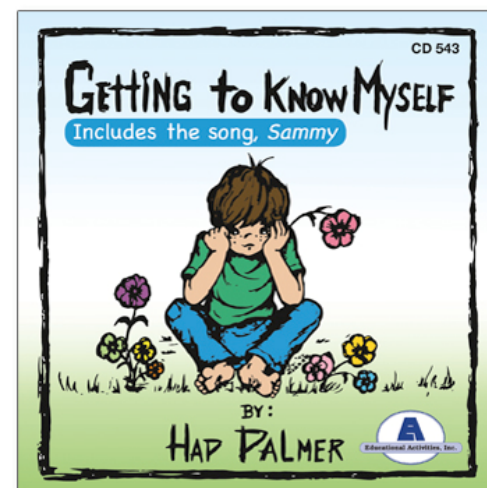
A HANDS-ON EXPERIENCE

- **Circle Time Tip #3:** *Gather tools and materials for the children to physically touch and manipulate during circle time. Make circle time a hands-on-and-do experience rather than just a hands-in-your-lap experience.*




A MOVEMENT EXPERIENCE

- **Circle Time Tip #4:** *Keep circle time fun and engaging by adding movement to the mix of your experience. Focus on developing your own rich library of music and movement songs or action rhymes that you can pull out and use anytime you need to get the children up and moving...*



A READ-ALOUD EXPERIENCE




- **Circle Time Tip #5:** *Be selective and purposeful in the books you choose to read aloud to your students during circle time. Make sure the books you choose are a right fit for the age of children you are reading to and will be a book your students will enjoy. Spend time getting to know each book before reading it-you should have a good grasp on each page of the book and what approach you will take to reading the book well before you sit down to read it with your children.*



A VISUAL EXPERIENCE

- **Circle Time Tip #6:** *Keep preschoolers engaged in circle by having different kinds of visuals that promote conversation and invite interaction.*



A RESPONSIVE EXPERIENCE

- **Circle Time Tip #7:** *Be responsive to your students by being willing to modify your agenda to meet their needs and interests.*



A ROUTINE EXPERIENCE

- **Circle Time Tip #8:** *Having a circle time routine that the children can become familiar with helps the children to know what to expect and to be a more confident participant. If a routine is not working well, then it will be necessary to adapt, change, shorten, rearrange, or modify the routine.*



A SENSITIVE EXPERIENCE

- **Circle Time Tip #9:** *Make sure that your approach to circle time and your handling of the circle time leads to young children towards feeling confident in their knowledge and abilities.*



CREATING A CIRCLE TIME BASKET



SECRETS TO CIRCLE TIME SUCCESS

- ❖ Practice, Practice, Practice!
- ❖ Plan Ahead
- ❖ Kid's Interest (the hook)
- ❖ Teacher's Interest – What do you love?
- ❖ Give & Take



WHAT ARE YOUR SECRETS?



WHAT DID WE LEARN?

K-W-L Chart		
Topic: _____		
What I K now	What I W ant to Know	What I L earned



Sammy

Words and Music: Hap Palmer

Lyric:

This is a story 'bout Sammy
His father sent him out to buy bread
But Sammy didn't feel like walkin'
He wished he could fly instead, and he said,
"If I were a bird I could fly to the store, *
Fly to the store, fly to the store
If I were a bird I could fly to the store
Fly to the store for my father."

This is a story 'bout Sammy
His father sent him out to buy bread
But Sammy didn't feel like walkin'
He wished he could swim instead, and he said,
"If I were a fish I could swim to the store, *
Swim to the store, swim to the store
If I were a fish I could swim to the store
Swim to the store for my father."

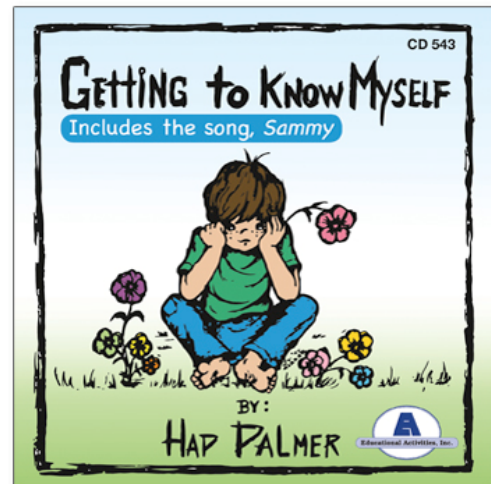
This is a story 'bout Sammy
His father sent him out to buy bread
But Sammy didn't feel like walkin'
He wished he could crawl instead, and he said,
"If I were a bug I could crawl to the store, *
Crawl to the store, crawl to the store
If I were a bug I could crawl to the store
Crawl to the store for my father."

This is a story 'bout Sammy
His father sent him out to buy bread
But Sammy didn't feel like walkin'
He wished he could hop instead, and he said,
"If I were a bunny I could hop to the store, *
Hop to the store, hop to the store

If I were a bunny I could hop to the store
Hop to the store for my father."

Then Sammy remembered about the loaf of bread
And he knew he better move along
And as he walked he started to smile
And he made up a brand new song

I'm glad I'm me and I'm walking to the store
Walking to the store, walking to the store
I'm glad I'm me and I'm walking to the store
Walking to the store for my father



https://www.amazon.com/Getting-Know-Myself-Hap-Palmer/dp/B00004TVSF/ref=sr_1_1?crd=3NOCZ3SQQG14W&keywords=getting+to+know+myself+hap+palmer&qid=1580250404&srefix=gettin+to+know+myself+%2Caps%2C406&sr=8-1

A Community Experience

In my classroom, circle time is a time when our students come together as a community of learners. As a community, we share our thoughts, listen to one another, actively participate together, introduce new concepts and ideas, read together, sing together, and build a sense of respect and support for one another...

Circle time Tip #1: Think of circle time as a way to foster a sense of community where everyone is a valued member of that community.

An Interactive Experience

When planning for circle time, I am always thinking of ways I can invite the kids to actively participate in the experience and not just be passive observers of the experience. An interactive experience means that the children are being invited to actively get involved. Whether it is simply passing an object around the circle to take a closer look, singing a song together, playing a game, or retelling a story the children are constantly being invited to interact with me, with one another, and with the materials I bring to the circle time experience...

Circle time tip #2: Make circle time an interactive experience by seeking out ways to keep your students actively involved in the circle time experience rather than passively sitting while you do all the talking.

A Hands-On Experience

When planning for circle time, I also spend time gathering tools and materials that the children can physically touch and manipulate to further their understanding of a concept I hope to promote or introduce. By spending a few minutes working with simple tools and materials as a whole group, I am able to give guidance and insight to the children about the tools or materials and then confidently send them off to the centers later to work with the tools or materials in their own way...

Circle time tip #3: Gather tools and materials for the children to physically touch and manipulate during circle time. Make circle time a hands-on-and-do experience rather than just a hands-in-your-lap experience.

A Movement Experience

Throughout my circle time experiences, I make sure to integrate time for physical movement as well as time for sitting. To get the children moving, I tend to rely on lots of music and movement which means I have spent a lot of time learning songs and action rhymes that I can whip out anytime I need them. Some of the music and movement actions may fit along with a book I am reading or a theme we are exploring and some of them may just be something the children love. Don't get stuck on the idea that every music and movement activity has to be related to a letter of

the week or some kind of theme. The better you and your students know the movements to a familiar song or action rhyme, the more confident you will be and the more engaged your students will be...

Circle time tip #4: *Keep circle time fun and engaging by adding movement into the mix of your experience. Focus on developing your own rich library of music and movement songs or action rhymes that you can pull out and use anytime you need to get the children up and moving...*

A Read-Aloud Experience

The books we choose to read to our students is an absolute critical part of our circle time experience. Mrs. Courtney and I spend more time than I can express carefully reviewing the books we will share with our students. We are always considering whether the books will be engaging, interesting, age appropriate, and a bridge to other types of learning in our classroom. We also read the books on our own time and ahead of time so that we can be effective in how we read aloud to our students...

Circle time tip #5: *Be selective and purposeful in the books you choose to read aloud to your students during circle time. Make sure the books you choose are a right fit for the age of children you are reading to and will be a book your students will enjoy. Spend time getting to know each book before reading it – you should have a good grasp on each page of the book and what approach you will take to reading the book well before you sit down to read it with your students.*

A Visual Experience

Not only do I want to provide objects for my students to touch but I want to also create a visual experience so that my students have something they can look at as we build on concepts or hold group discussions. To create a visual experience, I pull from a variety of materials or tools like a large group graph, flannel board, magnetic board, big books, and charts on a wall. For every visual, I am also visualizing how my students can participate or interact with the visual rather than just look at it. Perhaps they will guide me through a process or perhaps my students will participate by adding something to the visual but in any case, the challenge is to make the visual more than just a poster on the wall but instead an engaging part of the circle time experience.

Circle time tip #6: *Keep preschoolers engaged in circle time by having different kinds of visuals that promote conversation and invite interaction.*

A Responsive Experience

No matter what agenda I may have for circle time each day, I have to remain responsive to the needs and interests of my students. Taking a responsive approach to leading circle time can be challenging but it is by being responsive that I can tell when it is time to move on, slow down, do more, do less, get up and move, or sit down and listen. I try to be aware of how often I am telling

my students to listen and wait versus how often I am reminding myself to be the one who needs to listen and wait. I try to balance what my own agenda actually is versus what my agenda should actually be...

Circle time tip #7: *Be responsive to your students by being willing to modify your agenda to meet their needs and interests.*

A Routine Experience

We have a circle time routine that we pretty much follow which gives our students an order of the things we will do during circle time. However, within our routine – the books, materials, tools, games, and other experiences (as described above) change each day.

Circle time tip #8: *Having a circle time routine that the children can become familiar with helps the children to know what to expect and to be a more confident participant in the process. However, within any routine it is important to be responsive to the needs and interests of the children. If a routine is not working well, then it will be necessary to adapt, change, shorten, rearrange, or somehow modify the routine.*

A Sensitive Experience

Above all else during circle time, I try to be sensitive of my students' needs to have their ideas respected, heard, understood, and acted upon. Finding a balance between what I believe is best for the whole group experience versus taking the time out to listen to one child tell me a rather lengthy story about going to the beach isn't easy to do. But I have learned that my role in the preschool classroom is to build my students' confidence to share their ideas, seek understanding, and build knowledge. I have learned that to play the teaching role successfully, I have to remain sensitive to the needs of my students and stay aware of how my own responses affect their little hearts and minds.

Circle time tip #9: *Make sure that your approach to circle time and your handling of the children during circle time leads young children towards feeling confident in their knowledge and abilities.*

A Successful Experience

Ultimately, I want circle time to be a successful experience for my students. It is for this reason that I use the word experience in connection with the word circle time. After years of teaching, I have learned that circle time is more engaging to young children if it is built around simple, brief, interesting, and engaging experiences that invite conversation and interaction rather than being nothing but a sit-still-and-listen experience. There are times during circle time that I ask the children to give me their very best attention but this is balanced with making my own effort to give them my very best effort and attention in return.

K-W-L Chart

Topic: _____

What I **K**now

What I **W**ant to Know

What I **L**earned


1. A community experience	2. An interactive experience	3. A hands-on experience
4. A movement experience	5. A read-aloud experience	6. A visual experience
7. A responsive experience	8. A routine experience	9. A sensitive experience

What will you put in your basket for next week?

-
-
-
-



Engaging Community Time Books



<https://www.amazon.com/Owl-Babies-Martin-Waddell/dp/0763617105>



[https://www.amazon.com/I-Want-My-Hat-](https://www.amazon.com/I-Want-My-Hat-Back/dp/0763655988/ref=sr_1_2?crid=14MM3KQAVOD4M&keywords=i+want+my+hat+back&qid=1580494902&s=books&sprefix=i+want+%2Cstripbooks%2C328&sr=1-2)

[Back/dp/0763655988/ref=sr_1_2?crid=14MM3KQAVOD4M&keywords=i+want+my+hat+back&qid=1580494902&s=books&sprefix=i+want+%2Cstripbooks%2C328&sr=1-2](https://www.amazon.com/I-Want-My-Hat-Back/dp/0763655988/ref=sr_1_2?crid=14MM3KQAVOD4M&keywords=i+want+my+hat+back&qid=1580494902&s=books&sprefix=i+want+%2Cstripbooks%2C328&sr=1-2)

